




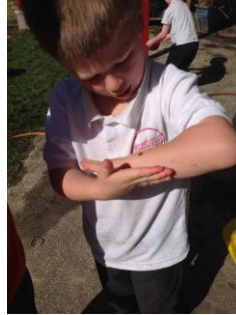
## Owl Class News and Homework: w/c 13.03.17

To be handed in on: 24.03.17

**Maths:** We have been learning about fractions this week. We started by understanding what a fraction is by sharing amounts and finding fractions of shapes using folded paper. Then we learnt about halves and quarters and used paper again to cut up shapes and record. REC chn have been continuing their work on money, adding amounts and finding totals by tapping the coin value as they count *e.g. tapping and 5p 5 times*.



**English:** We have done some beautiful writing this week all about Spring time. We went on a spring hunt outside and used all our senses to record ideas about what we see/hear/smell at spring time. Then we created a class 'bank' of adjectives to use in our writing.



**Other:** Continuing our spring work, we drew stunning sketches of daffodils and primroses to create our spring flowers display. We also have been learning about seasons and what changes in nature occur in the different months, by drawing pictures and playing matching games. Finally, as it was Miss Glascodine's birthday on Thursday, in afternoon we took part in a Mad Hatter's tea party – we made and decorated our own hats, had tea and hot cross buns and played lots of party games.



### Homework Task

**YEAR 1** CGP Book Maths – Pg 37 Halves

**RECEPTION** CGP Book: Pg 27 Money

**HANDWRITING/PHONICS** (optional): **Practice writing phonics/spelling words (in pink books)** using the handwriting lines attached.

Pupil	Parent	Teacher

# Owl Class Handwriting

All letters start on the bottom black line.

*These lines are to practice writing phonics/spelling words from your pink book.*

We are the small guys:

a c e i m n o r

s u v w x z

We are the tall guys:

b d f h k l

We are the fall guys:

f g j p q y

Handwriting practice lines consisting of multiple rows of horizontal lines. Each row features a solid black bottom line, a dashed blue middle line, and a solid yellow top line, providing a guide for letter height and placement.