





National Curriculum: Religious Education	Resources		Questions	Vocabulary
<p>* All children should have the opportunity to develop socially, spiritually, morally, and culturally in 21st century Britain.</p> <p>Pupils should be taught in KS1:</p> <p>To enquire, investigate and understand about religions and beliefs.</p> <p>To question, explore, reflect upon and interpret human experience when considering the religions and beliefs studied.</p> <p>To develop religious literacy – be able to articulate knowledge and understanding of religious beliefs, practices, and secular world views.</p> <p>Thinking and Investigating- Recall features of religious, spiritual, and moral stories and other forms of religious expression. To recognise and name features of religions and beliefs.</p> <p>Religious Oracy - Respond sensitively to the experiences and feelings of others, including those with a faith. Recognise some religious symbols and words</p>		<p>Bible</p>	<p>How do Christians find out about God?</p> <p>What do Christians believe God is like?</p> <p>What is a parable?</p> <p>How do Christians worship God in their daily lives?</p>	<p>Bible – A special book for Christians God – Creator of The World Jesus – God’s Son Forgive – no longer feeling cross when someone has done something bad to you. Love – the feeling when you like someone very, very much. Parable - a story that helps us understand things – things that might be difficult ideas. Church – a building where Christians gather to worship. Worship – showing great love to God Pray / Prayer – a way to talk to God Lost – Christians mean that someone is “lost” when they are not behaving the way that God wants them to live. Prodigal – wasteful, reckless, careless</p>
		<p>Church</p>		
		<p>Books about the Church Year</p>		
		<p>Bible video stories and books</p>		

Key Learning: Lesson Sequence

1	<p>How to Christians find out about God? (In The Bible) – The Bible is A Special Book for Christians Look at different Bibles. Introduce Old (before Jesus) and New (after Jesus) Testaments. The Bible is a big book of stories that help Christians understand how to lead good lives – like God wants them to. Bibles are divided in “books” with “chapters” and “verses”. Explore these in the context of the school Christian Values. Christians believe in God. They find out about God in the Bible.</p>															
2	<p>What do Christians believe God is like? (Making Connections) – God is Loving and Forgiving Christians believe God is Loving and Forgiving. Explore these concepts, through discussion: Love: What / who do you love? Favourite teddy, sibling, other relative, pet... Who loves you? Parent – even when you have made a bad choice, they still love you. Draw a picture of something you love and of someone that loves you. Forgive: What happens in school if you do something wrong? Fresh start, help to understand why what you did was wrong. What happens at home? Use puppets / props / a series of pictures to “act out” a scenario – breaks a vase, steals sweets, doesn’t tidy their room, spoils someone’s work. How do we forgive? “I’m sorry” “That’s ok”. Is it hard to forgive sometimes? Refer back to God - who Christians believe is loving and forgiving. There are stories in the Bible that help Christians understand about God, so that they can try to live in ways that please him.</p>															
3	<p>What is a parable? (Making sense of the Text) – Parables are stories told by Jesus that help people learn and understand – understand ideas that are sometimes difficult – understand how God wants them to live. Luke 15: 11-32 The Parable of the Lost Son – watch video. The Lost Son is sometimes called the Prodigal Son. In the parable of the Lost Son, the father forgives his son when he returns and welcomes him home. In the same way, God waits for people to realise what they have done wrong and ask for forgiveness – and He welcomes them back when they do. The son’s “bad things” (the way he had been living and all the mistakes he made) were forgiven because he came home and said sorry for all the mistakes he had made, and that was all that mattered. For Christians, no matter what you have done, God will forgive you if you are willing to realise and own up to your mistakes. When watching the video, you will need to explain some vocabulary – estate (his share of the families money), squandered, famine, wild living, hired out, came to his senses, jealous, worthy, “Dead / Alive” (the son wasn’t really dead, but he was to his father because his father thought he’d never see him again), “Lost / Found” (the son was lost in the sense that he wasn’t living in the way that God wanted him to live – and he was found because he realised his mistakes and came home and said sorry – and was forgiven because his father loved him no matter what).</p>															
4 / 5	<p>How do Christians worship God in their daily lives? (Understanding the Impact) – What do Christians do show that they love (worship) God? The parable of the Lost Son teaches Christians that God is like a loving parent, so Christians want to show that they love God. How might Christians do this? Discuss:</p> <table border="1" data-bbox="232 1010 2112 1382"> <tr> <td data-bbox="232 1010 685 1046">Sing songs - that praise / thank God</td> <td data-bbox="685 1010 2112 1046">Look at the words in the school song “My Lighthouse” and other songs the children know e.g. Think Of A World.</td> </tr> <tr> <td data-bbox="232 1046 685 1114">Pray – talk to God to ask for help or to thank Him</td> <td data-bbox="685 1046 2112 1114">Look at words in prayers we know – such as the Lord’s Prayer, Grace and prayers we have written (e.g. for Harvest)</td> </tr> <tr> <td data-bbox="232 1114 685 1150">Read about God - in the Bible</td> <td data-bbox="685 1114 2112 1150">Talk about Bible stories (parables) we know e.g. the lost sheep, the lost son, that help Christians understand what God is like.</td> </tr> <tr> <td data-bbox="232 1150 685 1187">Love and care for people</td> <td data-bbox="685 1150 2112 1187">Think of times in our lives at school when we care for others (link to Karisalpatti and the Jubilee Foodbank at Harvest)</td> </tr> <tr> <td data-bbox="232 1187 685 1224">Forgive people</td> <td data-bbox="685 1187 2112 1224">Link to The Lost Son parable, God forgives Christians when they have “found” Him again after being “lost”.</td> </tr> <tr> <td data-bbox="232 1224 685 1318">Go to church</td> <td data-bbox="685 1224 2112 1318">Link to the children’s experiences in their own lives or at school – going to church e.g. to thank God for the Harvest or to celebrate the birth of Jesus. Share the book in the context of Clipston School “The path that runs by the church” – go for a walk along this path!</td> </tr> <tr> <td data-bbox="232 1318 685 1382">Be a kind person</td> <td data-bbox="685 1318 2112 1382">Link to our school motto and Bible quote “Do to others as you would have them do unto you” Luke 6:31 – treat others as you would want to be treated.</td> </tr> </table> <p>Discuss examples of each of the above. Link discussions to our Christian Virtues: Kindness, Justice, Love, Forgiveness, Responsibility, Courage, Thankfulness.</p>		Sing songs - that praise / thank God	Look at the words in the school song “My Lighthouse” and other songs the children know e.g. Think Of A World.	Pray – talk to God to ask for help or to thank Him	Look at words in prayers we know – such as the Lord’s Prayer, Grace and prayers we have written (e.g. for Harvest)	Read about God - in the Bible	Talk about Bible stories (parables) we know e.g. the lost sheep, the lost son, that help Christians understand what God is like.	Love and care for people	Think of times in our lives at school when we care for others (link to Karisalpatti and the Jubilee Foodbank at Harvest)	Forgive people	Link to The Lost Son parable, God forgives Christians when they have “found” Him again after being “lost”.	Go to church	Link to the children’s experiences in their own lives or at school – going to church e.g. to thank God for the Harvest or to celebrate the birth of Jesus. Share the book in the context of Clipston School “The path that runs by the church” – go for a walk along this path!	Be a kind person	Link to our school motto and Bible quote “Do to others as you would have them do unto you” Luke 6:31 – treat others as you would want to be treated.
Sing songs - that praise / thank God	Look at the words in the school song “My Lighthouse” and other songs the children know e.g. Think Of A World.															
Pray – talk to God to ask for help or to thank Him	Look at words in prayers we know – such as the Lord’s Prayer, Grace and prayers we have written (e.g. for Harvest)															
Read about God - in the Bible	Talk about Bible stories (parables) we know e.g. the lost sheep, the lost son, that help Christians understand what God is like.															
Love and care for people	Think of times in our lives at school when we care for others (link to Karisalpatti and the Jubilee Foodbank at Harvest)															
Forgive people	Link to The Lost Son parable, God forgives Christians when they have “found” Him again after being “lost”.															
Go to church	Link to the children’s experiences in their own lives or at school – going to church e.g. to thank God for the Harvest or to celebrate the birth of Jesus. Share the book in the context of Clipston School “The path that runs by the church” – go for a walk along this path!															
Be a kind person	Link to our school motto and Bible quote “Do to others as you would have them do unto you” Luke 6:31 – treat others as you would want to be treated.															
6 / 7	<p>Assessment – using SOLO Taxonomy “Hex-perts” scaffolds.</p>	<p>This term, (two lessons), children will also explore Harvest Festival (Lesson 4) as a Christian celebration and look at All Saints’ Day and All Souls’ Day (Lesson 6) in the context of Hallowe’en.</p>														